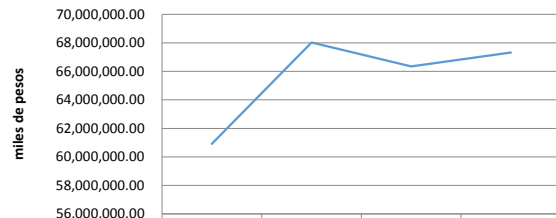
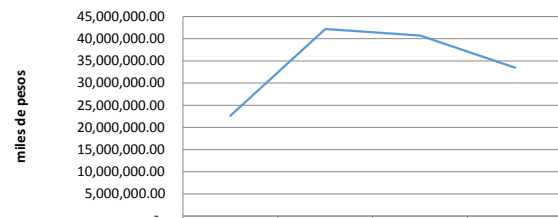


1.1.1. Tributarios



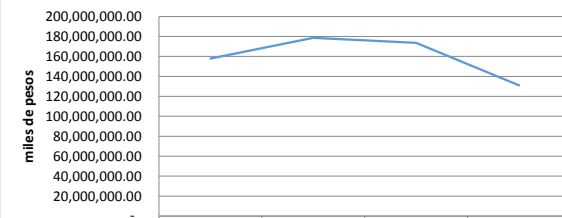
	2012	2013	2014	2015*
1.1.1. Tributarios	60,915,684.1	68,024,750.0	66,341,589.1	67,322,890.2

1.1.2. No tributarios



	2012	2013	2014	2015*
1.1.2. No tributarios	22,628,434.0	42,188,074.2	40,701,855.0	33,472,805.1

1.1.3. SGP



	2012	2013	2014	2015*
1.1.3. SGP	157,961,094.0	178,659,263.0	173,634,833.0	130,986,413.0